

FEEDBACK ANALYSIS
ACADEMIC SESSION – 2023-‘24

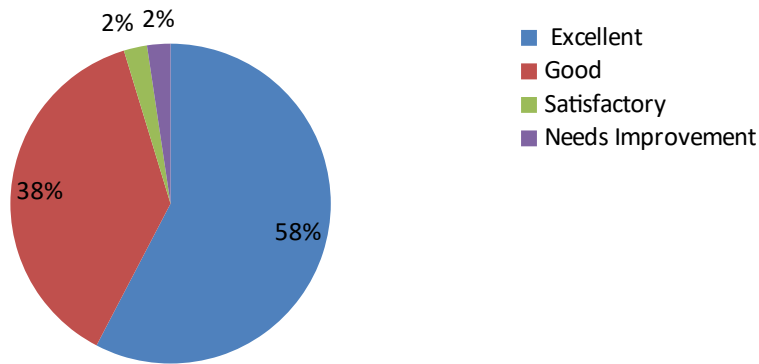
RAJA NARENDRALAL KHAN
WOMEN’S COLLEGE

(AUTONOMOUS)

ANALYSIS REPORT ON ALUMNI
SATISFACTION SURVEY PROCESS

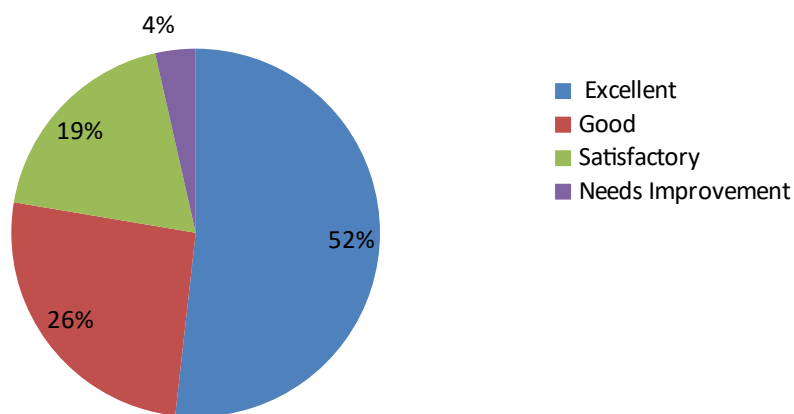
Total No. Of Respondents: 255

1 How do you rate the student-teacher relationship as a whole in College?



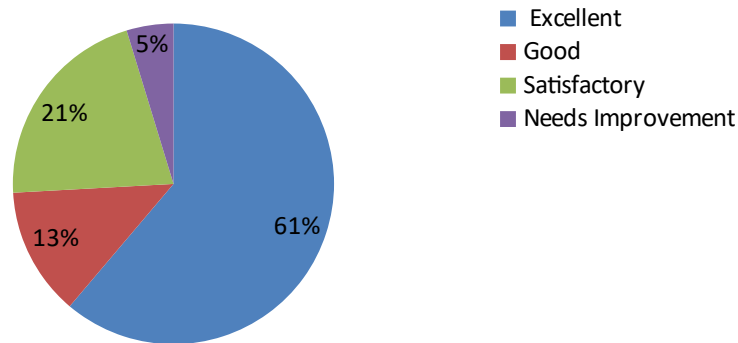
COMMENT-1: The Survey Data on ‘student-teacher relationship as a whole in College’ reveals that about 98% respondents are satisfied about student-teacher relationship.

2 How do you recommend about the library facilities in the college?



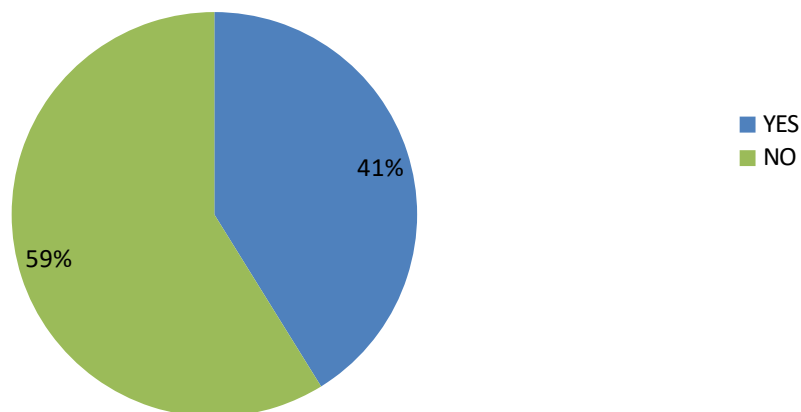
COMMENT-2: The Survey Data on ‘library facilities in the college’ reveals that about 97% respondents are satisfied about the library facilities.

3 How do you assess Computer lab facilities? 3. How do you assess Computer lab facilities?



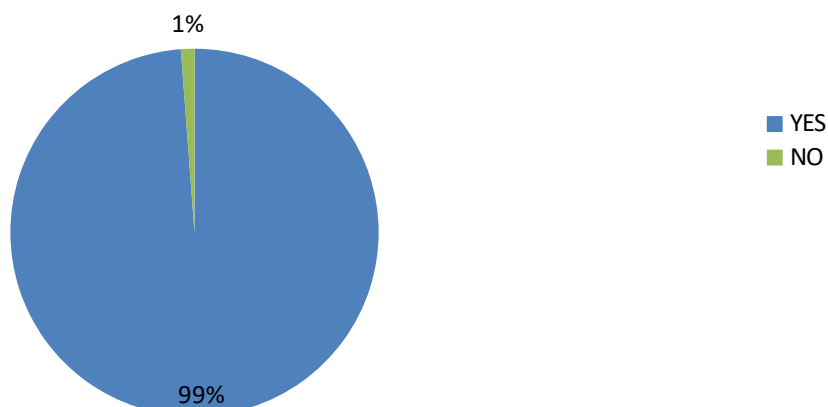
COMMENT-3: The Survey Data on ‘Computer lab facilities’ reveals that about 95% respondents are satisfied about the Computer lab facilities in the college.

4 Any other member of your family is/was the student of this institution?




COMMENT-4: The Survey Data on ‘Any other member of the family is/was the student of this institution’ reveals that 59% respondents said no while 41% respondents said yes.

5 Do you recommend others for studying in this College?



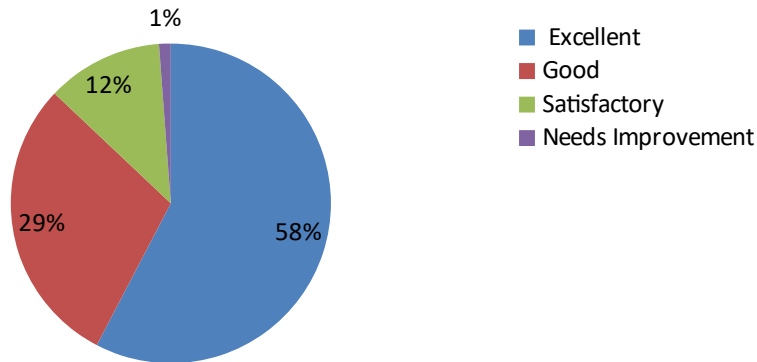
COMMENT-5: The Survey Data on ‘recommend others for studying in this College’ reveals that 99% respondents said yes while only 1% respondents said no.

6 Which did you like more during learning at College?



COMMENT-6: The Survey Data on opinion about ‘which did you like more during learning at College?’ reveals that about all respondents are equally satisfied about the performance of all the activities of the college during learning at College.

7 What is your opinion about the performance of office and administrative work of the college?



COMMENT-7: The Survey Data on ‘opinion about the performance of office and administrative work of the college’ reveals that about 85% respondents are highly satisfied about the performance of office and administrative work of the college while only 1% respondents are not satisfied about the performance of office and administrative work .