

FEEDBACK ANALYSIS
ACADEMIC SESSION: 2023-'24

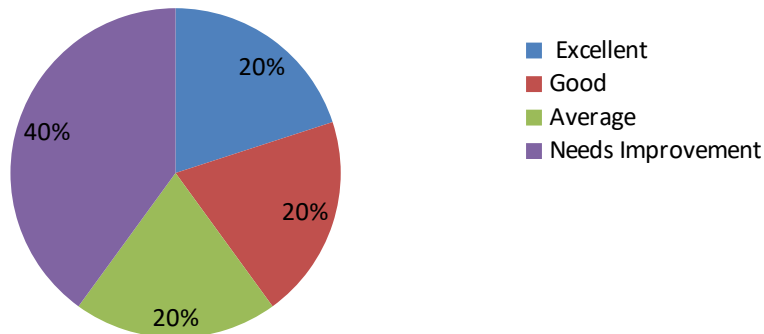
RAJA NARENDRALAL KHAN
WOMEN'S COLLEGE

(AUTONOMOUS)

ANALYSIS REPORT ON PARENTS
SATISFACTION SURVEY PROCESS

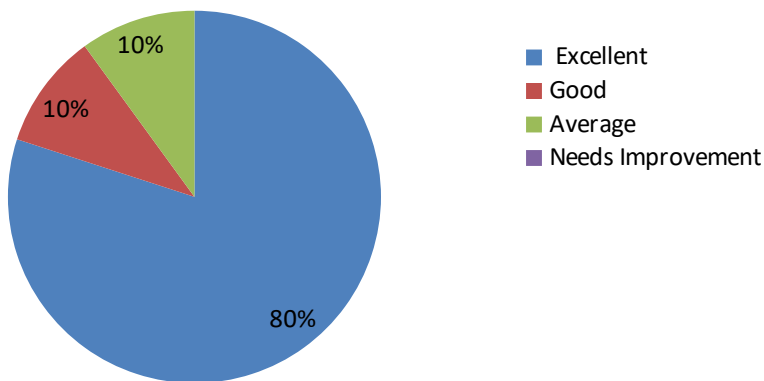
Total No. Of Respondents: 95

1 Your opinion about the condition of the toilets in college?



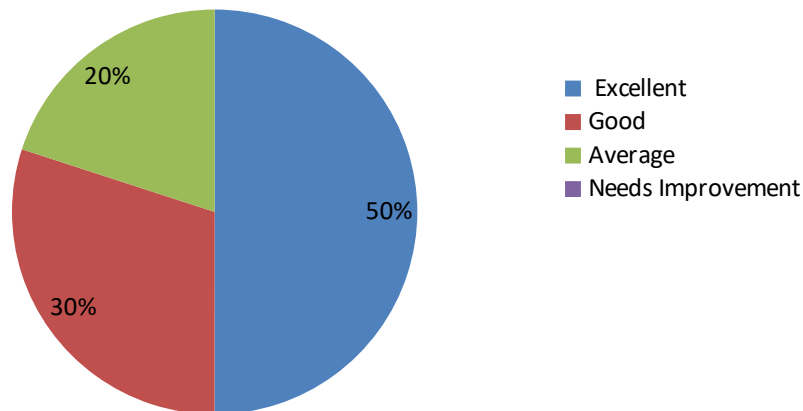
COMMENT-1: The Survey Data on ‘condition of the toilets in college’ reveals that about 40% respondents are highly satisfied while 40% respondents opine about need based improvement.

2 Your opinion about the cleanliness and beauty of the college campus?



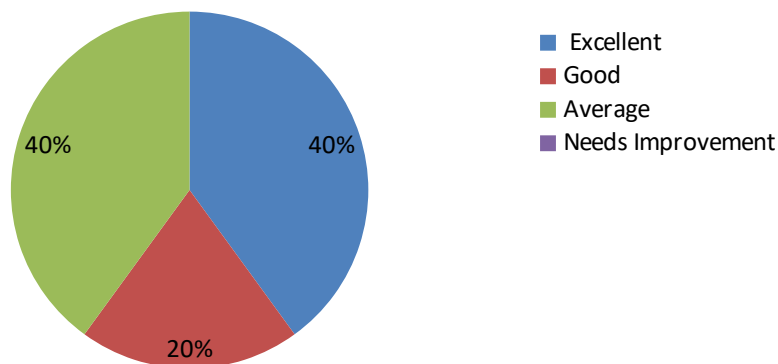
COMMENT-2: The Survey Data on ‘cleanliness and beauty of the college campus’ reveals that about 90% respondents are satisfied .

3 Your opinion about the Library facility?



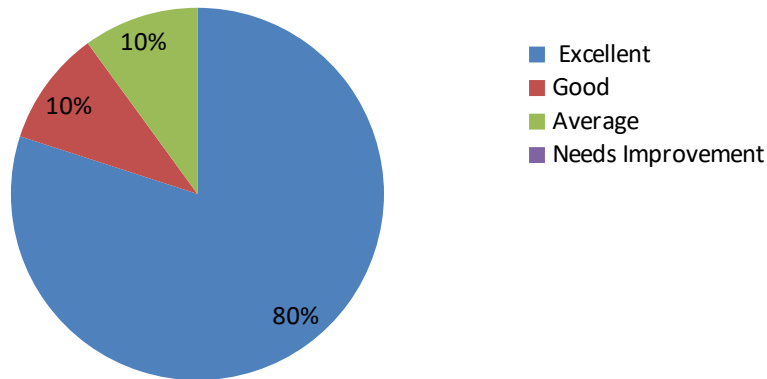
COMMENT-3: The Survey Data on 'Library facility' reveals that about 80% respondents are satisfied.

4 Your opinion about support from non teaching staff of the department?



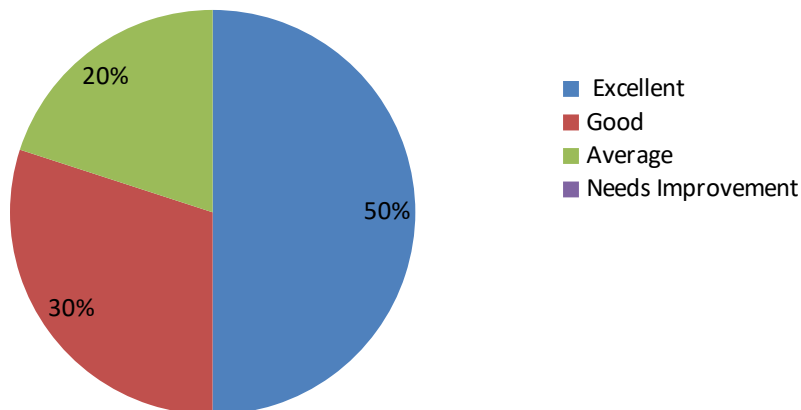
COMMENT-4: The Survey Data on 'support from non-teaching staff of the department' reveals that 60% respondents are satisfied.

5 Your opinion about the classrooms?



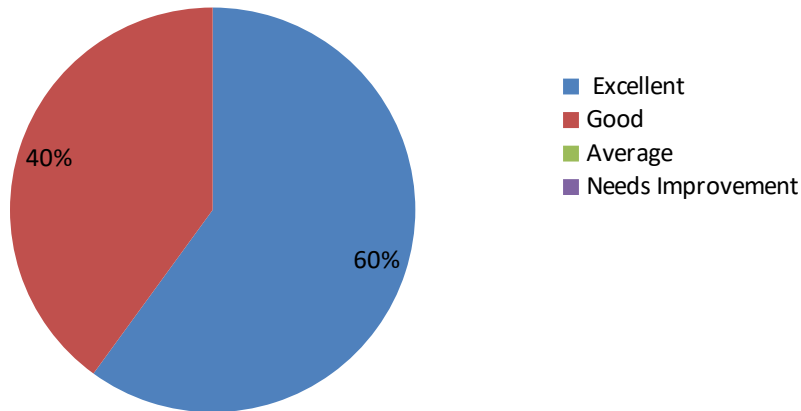
COMMENT-5: The Survey Data on ‘classrooms’ reveals that 90% respondents are satisfied.

6 Do you find the office staff cooperating?



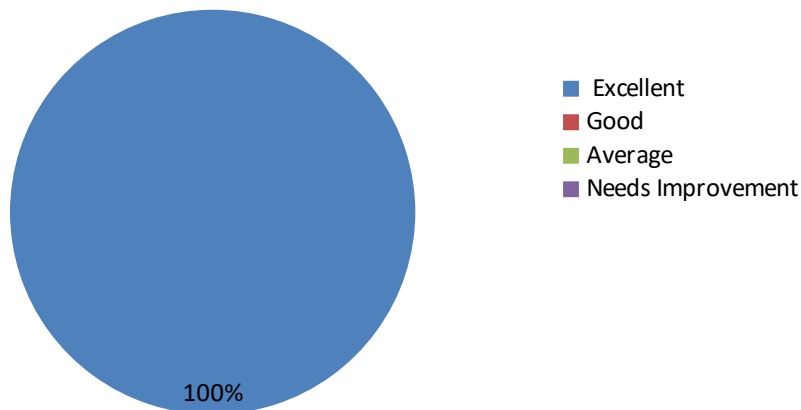
COMMENT-6: The Survey Data on opinion about ‘office staff cooperating’ reveals that 80 % respondents satisfied.

7 Your opinion about the cooperation from Library Staff?



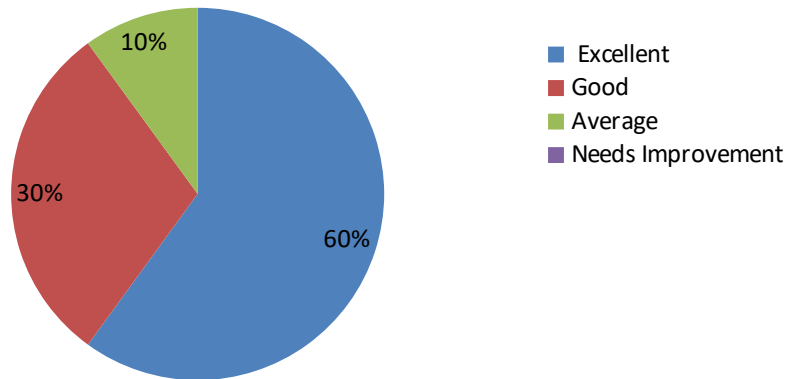
COMMENT-7: The Survey Data on ‘cooperation from Library Staff’ reveals that about 100% respondents are satisfied about the cooperation from Library Staff.

8 Do you think the teachers are helpful and cooperating?



COMMENT-8: The Survey Data on ‘teachers are helpful and cooperating’ reveals that about 100% respondents are satisfied.

9 Your opinion about the organization of class routine ?



COMMENT-9: The Survey Data on ‘organization of class routine’ reveals that 90% respondents are satisfied about the organization of class routine.